

LINEAR OPTICS 1R FOR SMD W2 BACKLIGHT



LINEAR OPTICS 1R FOR SMD W2 BACKLIGHT

Primary optics with wide batwing light distribution that creates homogeneous luminance in flat luminaires with front diffusers and microprismatics.

The lenses are suitable for 3030 and 2835 midpower LEDs of common LED manufacturers. Typical LED types for use with this lens are Seoul STW8C2PB, STW8C12C, STW9C2PB (including Sunlike LEDs), and Nichia 757 (also as Tuneable White).

For faster and easier installation, the optics can be mounted without screws.

This is an elegant solution for your luminaire. Furthermore, index pins allow mounting and positioning the LED modul at the same time.

The optic are suitable for single color and tuneable white moduls LED Line SMD W2 with 24 LED/foot with STC and BC connectors.

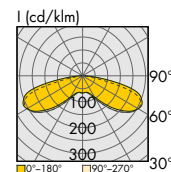

Linear Optics 1R for SMD W2 Backlight

- **HIGH QUALITY OPTICAL MATERIAL**
- **OPTICAL EFFICIENCY > 96%**
- **OPTICS WITH CONSTANT LIGHT COLOUR OVER BEAM ANGLE (CLC)**
- **SCREWLESS CLIP FIXING**

Linear Optics 1R for SMD W2 Backlight 140 and 70 mm

Technical Notes for Optics

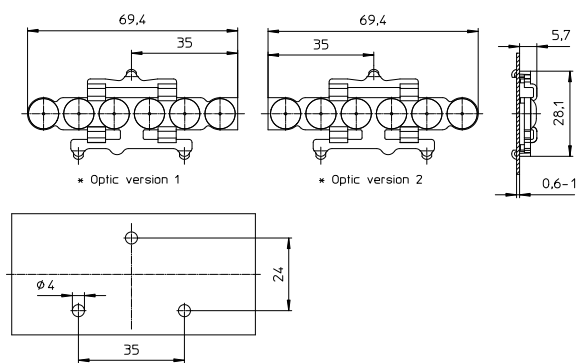
- For 3030 and 2835 midpower LEDs of common LED manufacturers
- Material: PMMA
- Max. allowed temperature: 80 °C
- Dimensions (LxWxH): 70/140x32x4 mm
- Clip fixation for metal sheets with wall thickness of 0.6-1.0 mm
- The 140 mm long optic can be broken into two optics of 70 mm each



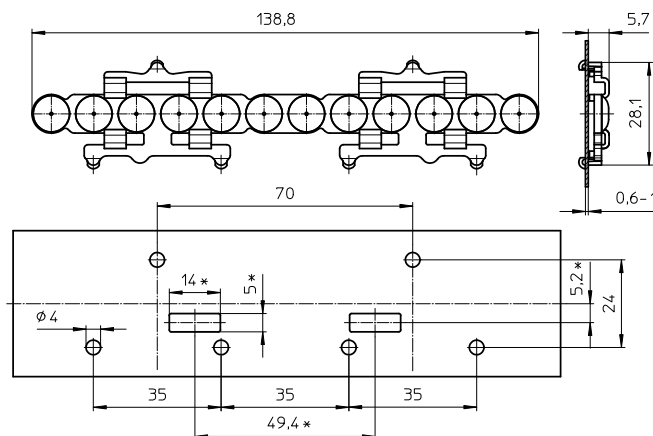
Batwing 140°

Light distribution	Optics type	Ref.No.	Lighting properties	Light transmission	Material	Length mm	Efficiency %	Weight g	Packaging unit
Batwing 140°	98760	573989	CLC, E95	clear	PMMA	140	96	6	TBA

Drawings



* Optic version 1 or 2 are possible / Optic Version 1 oder 2 sind möglich



* Cutout only for bottom connection (BC) of LED board used /
* Ausschnitt nur für rückseitige Klemmen (BC) auf LED Platine nötig.

Suitable VS LED modules

Linear optics 1R for SMD W2 Backlight 140 and 70 mm are suitable for modules LED Line SMD W2 ComfortLine Gen.3 and LED Line SMD W2 EasyLine Gen. 3.

VS LED modules	Module type
LED Line SMD W2 ComfortLine Gen.3	MLC SC W2/70 S/6/yz G3
	MLC SC W2/140 S/12/yz G3
	MLC SC W2/140 B/12/yz G3
LED Line SMD W2 EasyLine Gen.3	MLE SC W2/70 S/6/yz G3
	MLE SC W2/140 S/12/yz G3
	MLE SC W2/140 B/12/yz G3

The values contained in this data sheet can change due to technical innovations. Any such changes will be made without separate notification.